




# Antenna type ARL70V2500XZ

DIRECTIONAL BROADBAND ANTENNA

**70 ÷ 2500** MHz



## ELECTRICAL DATA

|                             |                                   |           |
|-----------------------------|-----------------------------------|-----------|
| <b>Frequency range A</b>    | MHz                               | 70 ÷ 2500 |
| <b>Bandwidth</b>            | MHz                               | 2430      |
| <b>Gain max .</b>           | dBi                               | 6.5       |
| <b>Return loss</b>          | dB                                | ≥ -11     |
| <b>VSWR</b>                 |                                   | ≤ 1.8:1   |
| <b>Nominal impedance</b>    | Ω                                 | 50        |
| <b>Polarization</b>         | Ω                                 | V/H       |
| <b>H beamwidth 70 Mhz</b>   | -3 dB                             | 140°      |
| <b>H beamwidth 200 Mhz</b>  | -3 dB                             | 125°      |
| <b>E beamwidth 2000 Mhz</b> | -3 dB                             | 100°      |
| <b>E beamwidth 70 Mhz</b>   | -3 dB                             | 90°       |
| <b>E beamwidth 200 Mhz</b>  | -3 dB                             | 70°       |
| <b>E beamwidth 2000 Mhz</b> | -3 dB                             | 90°       |
| <b>Max Power</b>            | W                                 | 200 W     |
| <b>Connector</b>            |                                   | Nf        |
| <b>Lightning protection</b> | All metal parts are D.C. grounded |           |

## MECHANICAL DATA

|                             |                |                         |
|-----------------------------|----------------|-------------------------|
| <b>Dimension length</b>     | mm             | 1750(mast)X1800x120     |
| <b>Elements numbers</b>     |                | 19                      |
| <b>Weight without clamp</b> | kg             | 4.9                     |
| <b>Wind surface</b>         | m <sup>2</sup> | Front 0.03 side 0.17    |
| <b>Front wind load</b>      | Kg             | 1.1 ( 25 m/s )          |
| <b>Side wind load</b>       | Kg             | 6.5 ( 25 m/s )          |
| <b>Mounting +/- 90°</b>     | mm             | standard polarizer Ø 30 |

## MATERIALS

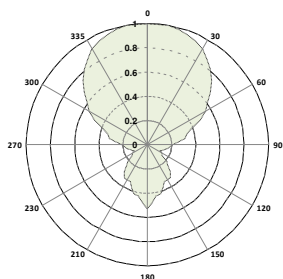
**Anticorodal alluminium - Brass - Teflon**  
**- Polyvinyl chloride - RoHS compliance**

## ACCESSORIES

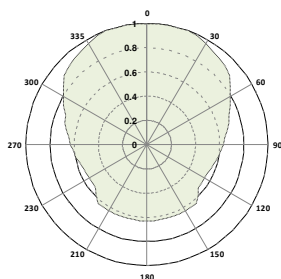
|                  |                                     |
|------------------|-------------------------------------|
| <b>SUPIS01</b>   | Isolation fiberglass pole Ø 35x1000 |
| <b>BAG702500</b> | Transport bag                       |

## ORDERING AND PACKAGING INFORMATIONS

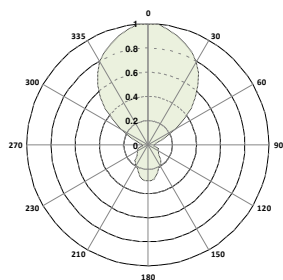
PACKAGING mm. | 1850x200x200 / weight 5.5 Kg without clamps



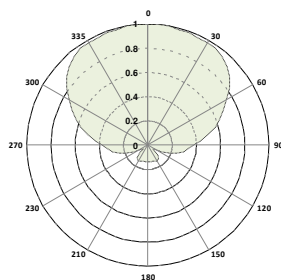
70 Mhz E plane



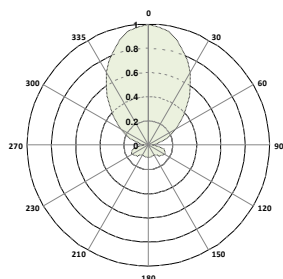
70 Mhz H plane



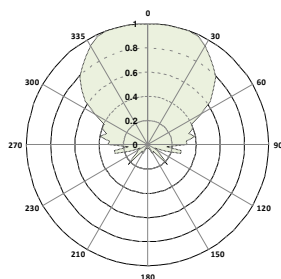
200 Mhz E plane



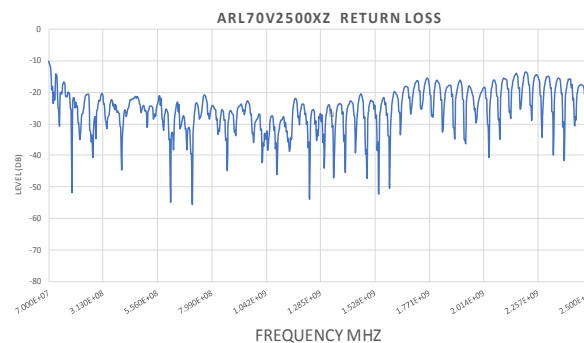
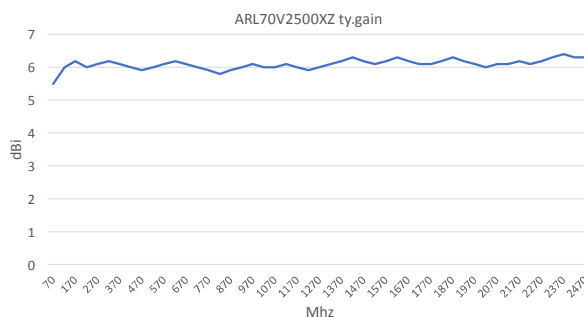
200 Mhz H plane



2000 Mhz E plane



2000 Mhz H plane



In relazione alle normative in materia di responsabilità sui prodotti, segnaliamo che nel caso di utilizzo delle nostre antenne in condizioni operative particolari, quali ad esempio forti sollecitazioni dinamiche dovute a vento, vibrazioni o deformazioni delle strutture di sostegno, si possono verificare rotture del prodotto stesso e/o la caduta a terra. L'installatore che deve essere altamente qualificato, deve conoscere le normative nazionali di sicurezza in vigore, deve verificare sempre l'adeguatezza del prodotto stesso alle condizioni operative del sito di installazione e deve controllare l'installazione operando la manutenzione periodica dell'impianto. --- In relation to the laws concerning product liability, we notify you that in case you use our antennas in severe operative conditions such as, for example, strong wind, vibrations or distortions of the support structure, the product can break and/or fall down. The person who install the product must be skilled, must know the national security law in force, must follow the product instructions, must check that the product is compatible with the installation site and must control the installation with periodical maintenance.

Updating  
02/2017

PROTEL reserves the right to amend or modify any time in order to improve designs and to supply the best possible product described in this brochure without prior notification.

**WWW.PROTEL.IT** Via Magellano 3ab6-20090 CESANO BOSCONI (MI) [protel@protel.it](mailto:protel@protel.it)

copyright©

