



Antenna type ARL690F2700XZ

HANDHELD BROADBAND INTERFERENCE FINDER

LTE ÷ GSM ÷ DCS ÷ UMTS MHz



ELECTRICAL DATA

Frequency range A	MHz	690÷2700
Bandwidth	MHz	2010
Gain max 690÷1000	dBi	8
Gain max 1700÷2700		9.5
Return loss	dB	≥ -14
VSWR		≤ 1.5:1
Nominal impedance	Ω	50
Polarization		V/H
H beamwidth 790 Mhz	-3 dB	90°
H beamwidth 950 Mhz	-3 dB	90°
H beamwidth 2200 Mhz	-3 dB	70°
E beamwidth 790 Mhz	-3 dB	60°
E beamwidth 950 Mhz	-3 dB	60°
E beamwidth 2200 Mhz	-3 dB	50°
Max Power	W	100 W
Connector		Nf
Lightning protection	All metal parts are D.C. grounded	

MECHANICAL DATA

Dimension length	mm	350Xh215x70
Elements numbers		10
Weight without clamp	kg	0.95
Wind surface	m ²	Front 0.01 side 0.08
Front wind load	Kg	0.4 (25 m/s)
Side wind load	Kg	2.9 (25 m/s)
Mounting	mm	handheld

MATERIALS

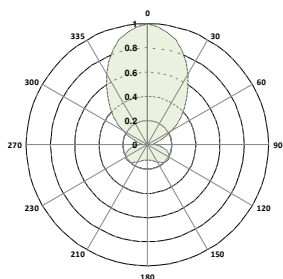
Anticorodal alluminium - Brass - Teflon
- Polyvinyl chloride - RoHS compliance-fiberglass

ACCESSORIES

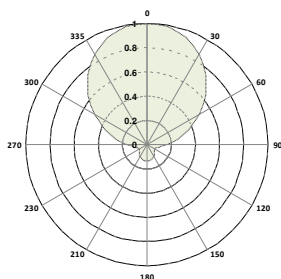
BAG690F2700 Transport bag

ORDERING AND PACKAGING INFORMATION

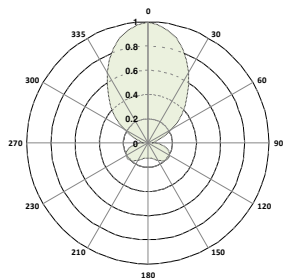
ARL690F2700XZ
PACKAGING mm. 400x220x50 / weight 1.5 Kg without clamps



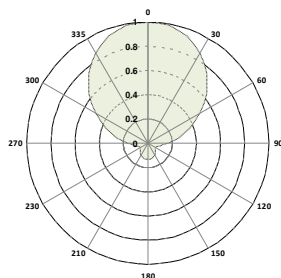
790 Mhz E plane



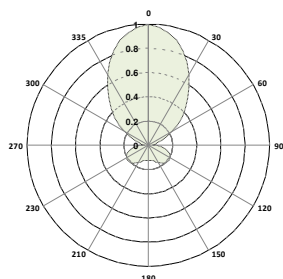
790 Mhz H plane



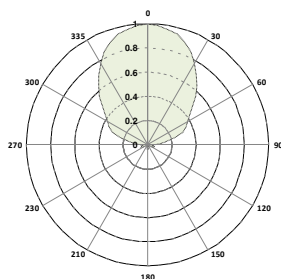
950 Mhz E plane



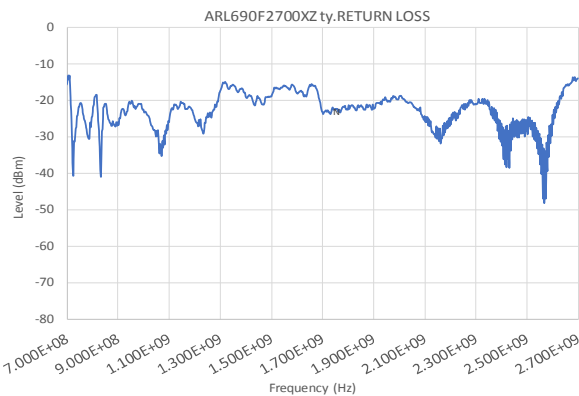
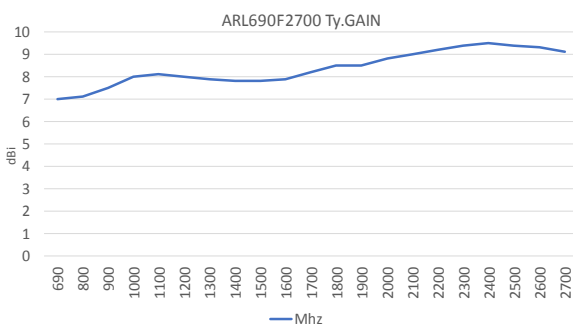
950 Mhz H plane



2200 Mhz E plane



2200Mhz H plane



In relazione alle normative in materia di responsabilità sui prodotti, segnaliamo che nel caso di utilizzo delle nostre antenne in condizioni operative particolari, quali ad esempio forti sollecitazioni dinamiche dovute a vento, vibrazioni o deformazioni delle strutture di sostegno, si possono verificare rotture del prodotto stesso e/o la caduta a terra. L'installatore che deve essere altamente qualificato, deve conoscere le normative nazionali di sicurezza in vigore, deve seguire sempre l'adeguatezza del prodotto stesso alle condizioni operative del sito di installazione e deve controllare l'installazione operando la manutenzione periodica dell'impianto. --- In relation to the laws concerning product liability, we notify you that in case you use our antennas in severe operative conditions such as, for example, strong wind, vibrations or distortions of the support structure, the product can break and/or fall down. The person who install the product must be skilled, must know the national security law in force, must follow the product instructions, must check that the product is compatible with the installation site and must control the installation with periodical maintenance.

Updating
02/2017

PROTEL reserves the right to amend or modify the products described in this brochure at any time without prior notification in order to improve the design and supply the best possible product.

WWW.PROTEL.IT Via Magellano 3ab6-20090 CESANO BOSCONI (MI) protel@protel.it

copyright©

