










-  LTE-GSM-GSM-R-DCS-UMTS BROADBAND
-  HIGHT GAIN DIRECTIONAL PATTERN
-  +/- 45° POLARIZATION
-  FULL FLAME RETARDANT RADOME\*
-  HIGHT MECHANICAL PERFORMANCE
-  SPECIAL FOR TUNNEL
-  RAILWAY – HIGHWAY - SUBWAY

• Antenna direzionale ad alto guadagno a larga banda LTE,GSM,GSM-R,DCS, UMTS, 790÷960 MHz - 1710÷2170 MHz con polarizzazione +/-45° Costruita di serie con copertura di protezione contro urti e forti agenti atmosferici in vetroresina \*anche in versione ignifuga. Tutta l'antenna è elettricamente a massa. Progettata specificatamente per la copertura radio telefonica in gallerie autostradali ferroviarie e metropolitane.

• Directional antenna with high gain broadband LTE, GSM, GSM-R, DCS, UMTS, 790 ÷ 960 MHz - 1710 ÷ 2170 MHz with +/- 45° polarization. Built as standard with fiberglass protection cover against shocks and strong atmospheric agents \* also in flame retardant version. The whole antenna is electrically grounded. Specifically designed for radio coverage in motorway, railway and underground tunnels.

### ELECTRICAL DATA

<b>Frequency range A</b>	MHz	790÷960 1710÷2170
<b>Bandwidth</b>	MHz	170 / 460
<b>Nominal impedance</b>	Ω	50
<b>Return loss</b>	dB	≥-14
<b>VSWR</b>		1.5:1
<b>Gain GSM 900 MHz</b>	dBi	16
<b>Gain DCS 1800 MHz</b>	dBi	18
<b>Gain UMTS 2100 MHz</b>	dBi	19.5
<b>Polarization</b>		+/-45°
<b>E beamwidth GSM</b>	-3dB	24°
<b>H beamwidth GSM</b>	-3dB	30°
<b>E beamwidth DCS</b>	-3dB	21°
<b>H beamwidth DCS</b>	-3dB	15°
<b>E beamwidth UMTS</b>	-3dB	16°
<b>H beamwidth UMTS</b>	-3dB	11°
<b>Connector</b>		4.3-10f
<b>Max Power</b>	W	200
<b>Lightning protection</b>	All metal parts are D.C. grounded	

### MECHANICAL DATA

<b>Dimension length</b>	mm	∅ 330 x 1340
<b>Weight</b>	kg	6.5
<b>Ice protection</b>	fiberglass full radome	

### MATERIALS

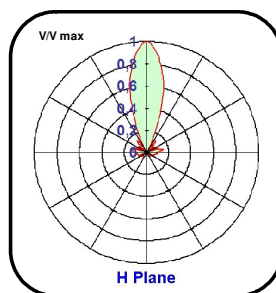
Aluminium, Teflon, Copper, Brass, Silver 5µm RoHS Compliant

### ACCESSORIES

CODE	TYPE	DIMEN.WEIGHT
<b>AR1032F.i</b>	1 clamps 3 Kg	hot-dip galvanizing or <b>stainless steel</b> ∅ 40x80
<b>AR1032T.i</b>	2 clamps 4.2kg	hot-dip galvanizing or <b>stainless steel</b> ∅ 40x114
<b>AR1032RI</b>	fiberglass	FLAME RETARDANT RADOME

### ORDERING INFORMATION

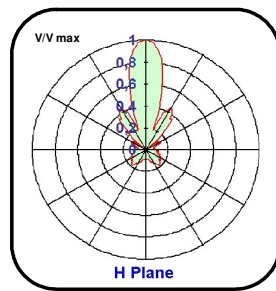
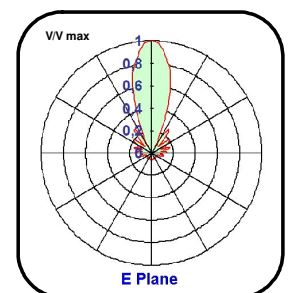
<b>Packaging</b>	mm.	1490x410x400 Kg 12
------------------	-----	--------------------



900 MHz

H - E

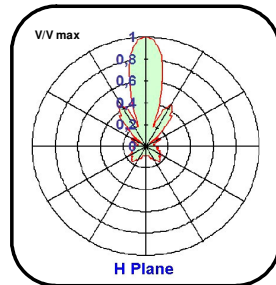
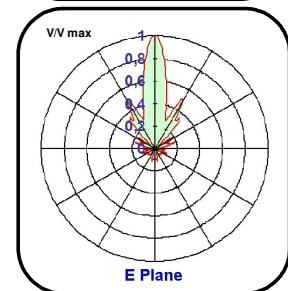
30° - 24°



1800 MHz

H - E

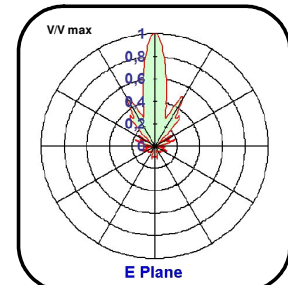
15° - 21°



2100 MHz

H - E

11° - 16°



In relazione alle normative in materia di responsabilità sui prodotti, segnaliamo che nel caso di utilizzo delle nostre antenne in condizioni operative particolari, quali ad esempio forti sollecitazioni dinamiche dovute a vento, vibrazioni o deformazioni delle strutture di sostegno, si possono verificare rotture del prodotto stesso e/o la caduta a terra. L'installatore che deve essere altamente qualificato, deve conoscere le normative nazionali di sicurezza in vigore, deve seguire le informazioni contenute nelle nostre istruzioni, deve verificare sempre l'adeguatezza del prodotto stesso alle condizioni operative del sito di installazione e deve controllare l'installazione operando la manutenzione periodica dell'impianto. ---- In relation to the laws concerning product liability, we notify you that in case you use our antennas in severe operative conditions such as, for example, strong wind, vibrations or distortions of the support structure, the product can break and/or fall down. The person who install the product must follow the national security law in force, must know the national security instructions, must check that the product is compatible with the installation with periodical maintenance.